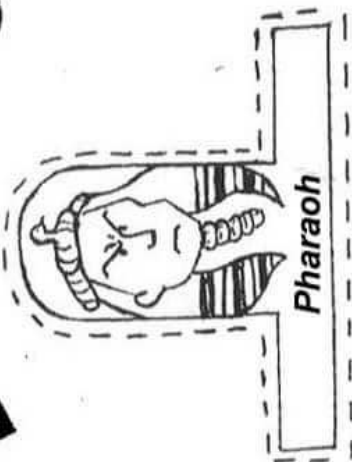
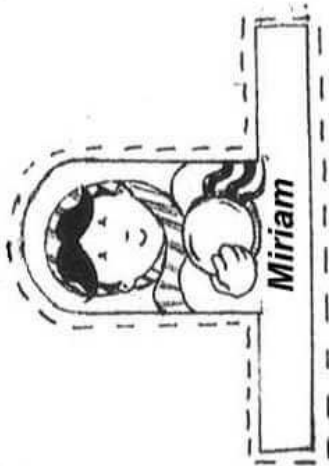



Passover Puppets




Pharaoh




Miriam




Wicked Son



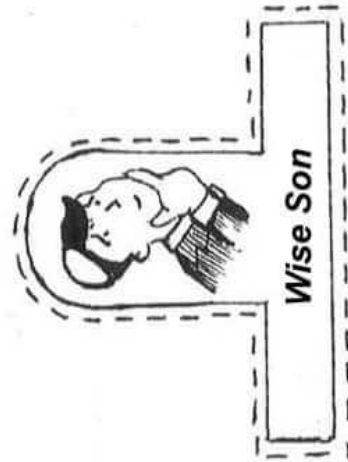
Aaron



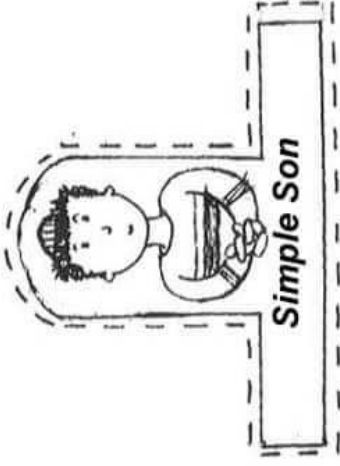
Moses



No Questions? Son




Wise Son



Simple Son

Use these finger puppets at your seder to help tell the story of Passover. To complete, follow these instructions.

1. Color each of the puppets
2. Paste the entire page to a piece of construction paper to give the puppets more thickness
3. Carefully, cut out each of the puppets 
4. Wrap the tabs of each around one or two fingers, and tape